




# Power Motorsports OMRA 2021 Fall GP/SE Series

place	AA EX (AA)		Rd. 1	Rd. 2	Rd. 3	Rd. 4	Rd. 5	WP	throw-out	Total
1	171	Trask Applegate	60	<del>60</del>	0	65	0	62.5	0	187.5
2	777	Devin Watson	75	75	0	0	0		0	150
3		Tyler Hansen	0	0	0	75	75		0	150
4	121	Max Harte	0	0	75	0	0		0	75
5	517	Reid Brown	65	0	0	0	0		0	65
6	8	Kyle Hayes	0	0	0	0	65		0	65
7		Austin Johnson	0	0	65	0	0		0	65



 = Earned WPs

place	Open EX (X)		Rd. 1	Rd. 2	Rd. 3	Rd. 4	Rd. 5	WP	throw-out	Total
1	195	Pierce Matson	65	65	75	75	75		65	290
2	606	Christian Gregory	75	75	65	0	<del>65</del>	71.67	0	286.67
3	119	Sean McColly	45	60	0	65	40		0	210
4	167	Jarod Lee	60	55	0	0	65		0	180
5	246	Owen Landrus	30	35	50	45	25		25	160
6*	17	James McColly	0	45	60	0	45		0	150
7*	132	Dylan Landolt	20	0	35	60	35		0	150
8*	34	Brandon Long	40	0	55	55	0		0	150
9	211	Nathan Kay	25	40	45	35	20		20	145
10*	189	Mitch Zuercher	50	0	0	50	0		0	100
11*	41	Zachary Tarsia	0	30	30	40	0		0	100
12	856	Marshall Holloway	35	50	0	0	0		0	85
13	8	Kyle Hayes	55	25	0	0	<del>65</del>		0	80
14	31	Hunter Simington	10	0	0	0	55		0	65
15		Ethan Schuster	0	0	0	0	60		0	60
16	677	Colby Messenger	9	0	0	0	50		0	59
17		Jacob Wassom	0	0	40	0	0		0	40
18	824	Danner Wilson	0	0	0	0	30		0	30
19	63	Jacob MacDonald	0	0	25	0	0		0	25
20	13	Lyon Young	15	0	0	0	0		0	15


 = Earned WPs       = NOT ELIGIBLE AFTER RACING UP IN CLASS

\* FINAL ORDER BASED ON TIE-BREAKER

place	250 EX (Z)		Rd. 1	Rd. 2	Rd. 3	Rd. 4	Rd. 5	WP	throw-out	Total
1	325	Ryley Bilderbeck	0	60	60	65	75		0	260
2		Tommy Bunch	65	<del>65</del>	65	60	55	61.25	55	251.25
3	55	Dakota Few	75	75	0	0	0		0	150
4		Brandon Johnson	0	0	75	0	65		0	140
5		Ethan Schuster	0	55	0	75	<del>65</del>		0	130
6		Camron Wilson	60	65	0	0	0		0	125
7	222	Preston Matson	0	0	55	0	60		0	115
8		Jacob Wassom	0	50	0	0	0		0	50

 = Earned WPs       \* NOT ELIGIBLE AFTER RACING UP IN CLASS


place	30 EX (U)		Rd. 1	Rd. 2	Rd. 3	Rd. 4	Rd. 5	WP	throw-out	Total
1	701	Chase Noblitt	75	65	0	75	75		0	290
2	214	Matthew Reno	65	75	0	60	65		0	265
3	327	Brent Naeve	60	0	75	0	55		0	190
4	253	Rob Wise	55	50	0	0	0		0	105
5	87	Jake Naeve	0	0	0	65	0		0	65
6	33	Caleb Fjarli	0	60	0	0	0		0	60
7	313	Bryan Stevenson	0	0	0	0	60		0	60
8	111	Aaron Heath	0	55	0	0	0		0	55
9	213	Colton George	50	0	0	0	0		0	50

 = Earned WPs


40 EX (V)		Rd. 1	Rd. 2	Rd. 3	Rd. 4	Rd. 5	WP	throw-out	Total	
1	65	Jeremy Warnicke	60	65	0	75	75		0	275
2	311	Shawn Ebensteiner	55	55	60	0	60		0	230
3	26	Jeremiah Kirkes	75	75	0	60	0		0	210
4	75	Justin Lewis	50	60	0	65	0		0	175
5	31	John Simington	45	0	0	0	65		0	110
6	13	Shane Cheek	0	0	75	0	0		0	75
7		Dale Walker	65	0	0	0	0		0	65
8	313	Bryan Stevenson	0	0	65	0	0		0	65
9	151	Sean Cuffe	0	0	0	0	55		0	55

 = Earned WPs


50 EX (R)		Rd. 1	Rd. 2	Rd. 3	Rd. 4	Rd. 5	WP	throw-out	Total	
1	14	David Morton	75	75	0	65	65		0	280
2	222	Mark Johnson	65	65	65	45	55		45	250
3	215	Ben Steele	55	0	0	60	45		0	160
4		Todd Schini	0	0	0	75	75		0	150
5	663	Robert Pinder	50	60	0	40	0		0	150
6	88	Bryan Bellamy	0	0	75	0	60		0	135
7	191	Wayne Cooley	60	0	0	50	0		0	110
8		Jeff Johnson	0	0	0	55	0		0	55
9	412	Darin Bowden	0	0	0	0	50		0	50
10	586	Gary Mathis	45	0	0	0	0		0	45

 = Earned WPs


Women EX (K)		Rd. 1	Rd. 2	Rd. 3	Rd. 4	Rd. 5	WP	throw-out	Total	
1	31	Brooklyn Kay	75	75	65	75	75		65	300
2	672	Maria Beard	55	0	75	0	65		0	195
3	3	Krystle Watson	65	65	0	0	0		0	130
4	22	Carrie Few	60	0	0	0	0		0	60

 = Earned WPs


place	Open AM (A)		Rd. 1	Rd. 2	Rd. 3	Rd. 4	Rd. 5	WP	throw-out	Total
1	14	Matt Ariniello	60	65	65	0	55		0	245
2	26	Ryan Mees	0	0	75	75	75		0	225
3		Jakob Dunham	75	75	0	0	0		0	150
4		Tanner Wingfield	0	0	0	60	65		0	125
5	721	Ben Simons	0	0	60	0	35		0	95
6	244	Sam Bush	65	0	0	0	0		0	65
7		Alan Thompson	0	0	0	65	0		0	65
8	54	Colt VonOrtloff	0	60	0	0	0		0	60
9	625	Jason Beer	0	0	0	0	60		0	60
10	73	Cameron Brooks	0	0	0	0	50		0	50
11	834	Derek Heddlesten	0	0	0	0	45		0	45
12	714	Dakota Wells	0	0	0	0	40		0	40


 = Earned WPs

place	250 AM (E)		Rd. 1	Rd. 2	Rd. 3	Rd. 4	Rd. 5	WP	throw-out	Total
1	7	Gavin Foglio	65	75	75	65	75		0	355
2	92	Jack Sherick	75	65	0	60	65		0	265
3	93	Reid Sherick	50	55	0	55	60		0	220
4		Devin Schuster	0	0	0	75	55		0	130
5	222	Preston Matson	60	60	0	<del>75</del>	0		0	120
6		Rylee Walker	55	0	0	0	0		0	55


 = Earned WPs

 \* NOT ELIGIBLE AFTER RACING UP IN CLASS

place	30 AM (D)		Rd. 1	Rd. 2	Rd. 3	Rd. 4	Rd. 5	WP	throw-out	Total
1	88	John Herbst	55	65	65	65	65		55	260
2	969	Adam Bower	35	40	75		60	45	35	220
3		Michael Mather	75	55	0	0	0		0	130
4	817	David Fulcer	65	60	0	0	0		0	125
5		Brandon Lorenz	45	50	0	0	0		0	95
6		Robert Stearns	30	45	0	0	0		0	75
7		Ryan Voegle	0	75	0	0	0		0	75
8		Jeremy Baxter	0	0	0	75	0		0	75
9		Mitch Thisius	0	0	0	0	75		0	75
10		Derek Vanantwerp	60	0	0	0	0		0	60
11		Jared Snyder	0	0	0	60	0		0	60
12	270	Anthony Trout	50	0	0	0	0		0	50
13	851	Tyler Savely	40	0	0	0	0		0	40
14	213	Josh Starha	0	35	0	0	0		0	35

 = Earned WPs

place	40 AM (F)		Rd. 1	Rd. 2	Rd. 3	Rd. 4	Rd. 5	WP	throw-out	Total
1	13	Shane Check	75	75	<del>0</del>	75	65		0	290
2	226	Jeremy Applegate	65	65	0	65	75		0	270
3	746	Keil Southworth	50	55	75	60	60		50	250
4	537	Paul Allen	40	50	0	0	50		0	140
5	55	Ben Ward	45	60	0	0	0		0	105
6		Archie Howell	60	0	0	0	0		0	60
7		Shane Collins	55	0	0	0	0		0	55
8		Sean Cuffe	0	0	0	55	0		0	55
9	571	Justin Luebbert	0	0	0	0	55		0	55
10	556	Shane Addison	0	45	0	0	0		0	45
11		Bryan Wedmore	35	0	0	0	0		0	35

 = Earned WPs

 \* NOT ELIGIBLE AFTER RACING UP IN CLASS

place	<b>50 AM (Y)</b>		Rd. 1	Rd. 2	Rd. 3	Rd. 4	Rd. 5	WP	throw-out	Total
1	775	Dusty Smith	65		0	75	75	71.67	0	286.67
2	105	Christopher Smith	60	75	0	65	65		0	265
3	167	Terry Zuercher	75	0	0	0	0		0	75
4	825	Dennis Dowrey	0	65	0	0	0		0	65
5	965	William Miller	55	0	0	0	0		0	55
6		Curt Wright	50	0	0	0	0		0	50

= Earned WPs

place	<b>60 AM (Q)</b>		Rd. 1	Rd. 2	Rd. 3	Rd. 4	Rd. 5	WP	throw-out	Total
1	313	Roger Norris	0	75	0	0	0		0	75
2									0	0
3									0	0

= Earned WPs

place	<b>Women AM (W)</b>		Rd. 1	Rd. 2	Rd. 3	Rd. 4	Rd. 5	WP	throw-out	Total
1	617	Sydney Marr	65		75	65	0	68.33	0	273.33
2	449	Jennifer Currin	55		65	60	55	58.75	55	238.75
3	811	Krystn Warnicke	50	65	0	55	65		0	235
4	8247	Denise Stevens	35	55	60	50	50		35	215
5		Melissa Wiesner	0	0	0	75	75		0	150
6	436	Rachel Pilling	75		0	0	0	75	0	150
7	39	Lainey Hertz	60	75	0	0	0		0	135
8	33	Michelle Lewis	40	60	0	0	0		0	100
9	133	Chelsea Thomas	0	0	0	0	60		0	60
10	67	Janessa Rivelli	45	0	0	0	0		0	45

= Earned WPs

place	<b>Women Beginner (T)</b>		Rd. 1	Rd. 2	Rd. 3	Rd. 4	Rd. 5	WP	throw-out	Total
1	12	Addison Brown	75	75	0	75	0		0	225
2									0	0
3									0	0
4									0	0

= Earned WPs

place	<b>Beginner (B)</b>		Rd. 1	Rd. 2	Rd. 3	Rd. 4	Rd. 5	WP	throw-out	Total
1	242	Zack Spaulding	75	75	75	60	60		60	285
2	17	Logan Thomann	0	65	65	65	65		0	260
3	422	Braxton Stonebrink	55	60	55	55	55		55	225
4	521	Ron Spaulding	50	55	60	50	40		40	215
5		Thomas Brown	65	50	0	35	30		0	180
6	83	Daniel Farwell	60	40	0	30	35		0	165
7		Carson Tannery	0	0	0	75	75		0	150
8		Jacob Hall	0	0	0	45	50		0	95
9	364	Dustin Hyer	0	0	0	40	45		0	85
10		Trip Lorenz	45	35	0	0	0		0	80
11	673	Josh Clark	0	50	0	0	0		0	50
12	3	Micah Williamson	0	45	0	0	0		0	45
13		Ben Hunnington	40	0	0	0	0		0	40

= Earned WPs

place	<b>Junior EX</b>		Rd. 1	Rd. 2	Rd. 3	Rd. 4	Rd. 5	WP	throw-out	Total
1	8	Hank Peltier	60	60	75	0	65		0	260
2	21	Cooper Peach	55	55	65	0	75		0	250
3	314	Cael Stevenson	45	50	60	0	60		0	215
4	73	Ryder Borg	75	75	0	0	0		0	150
5	302	Cole Porterfield	40	45	0	0	55		0	140
6	7	David Bolin	65	65	0	0	0		0	130
7	17	Logan Thomann	50						0	50

\* NOT ELIGIBLE AFTER RACING UP IN CLASS = Earned WPs

place	<b>Junior A</b>		Rd. 1	Rd. 2	Rd. 3	Rd. 4	Rd. 5	WP	throw-out	Total
1	116	Reed Stout	75	75	0	75	60		0	285
2	208	Conner Shoup	60	65	75	60	75		60	275
3	14	Jackson Altree	65	60	60	0	65		0	250
4		Landon Brown		55	0	65	50	56.67	0	226.67
5	27	Henry Southworth	55	30	65	50	55		30	225
6	3	Micah Williamson	50	0	50	55	40		0	195
7		Sorren Hermans	35	45	55	45	45		35	190
8		Jace Warnicke	40	40	0	0	35		0	115
9		Triptin Thurston	45	50	0	0	0		0	95
10		Emery Warnicke	30	25	0	0	30		0	85
11	23	Erik Moon	20	15	0	0	25		0	60
12		Jace Caffey	0	0	0	50	0		0	50
13	15	Cooper Johnson	25	20	0	0	0		0	45
14		Sam Brouillard	0	35	0	0	0		0	35

\* NOT ELIGIBLE AFTER RACING UP IN CLASS = Earned WPs

place	<b>Junior B</b>		Rd. 1	Rd. 2	Rd. 3	Rd. 4	Rd. 5	WP	throw-out	Total
1	85	Noah Kovarik	75	75	0	75	75		0	300
2	216	Spencer Stout	60	65	0	65	60		0	250
3	10	Tyler Moon	35	30	75	55	0		0	195
4	115	Libby Warnicke	40	40	0	50	40		0	170
5	365	Boaz Slater	50	50	0	0	65		0	165
6	31	Brodie Starha	55	55	0	0	50		0	160
7	111	Tuck Porterfield	45	45	0	0	45		0	135
8	36	Waylon Campbell	65	60	0	0	0		0	125
9	25	Blayne Schuster	0	0	0	60	55		0	115
10	25	Carter Evans	0	0	65	45	0		0	110
11		Avery Zacarias	0	35	0	0	0		0	35

\* NOT ELIGIBLE AFTER RACING UP IN CLASS = Earned WPs

place	<b>Junior C</b>		Rd. 1	Rd. 2	Rd. 3	Rd. 4	Rd. 5	WP	throw-out	Total
1	88	Logan Neave	65	75	75	75	65		65	290
2	316	Nico Stout	75	65	0	65	75		0	280
3	30	Cameron Smith	50	50	65	60	60		50	235
4	14	Emery Herbst	40	45	60	55	50		40	210
5		Collin Warnicke	35	40	0	50	55		0	180
6	12	Ally Farwell	30	35	55	35	45		30	170
7		Cohen Rolston	15	20	50	40	40		15	150
8		Henly Lawrence	60	55	0	0	0		0	115
9	113	Bristol McCutcheon	55	60	0	0	0		0	115
10	75	Thomas Lewis	25	25	0	45	0		0	95
11		Azariah Bower	20	30	0	0	0		0	50
12	25	Carter Evans	45	0					0	45

\* NOT ELIGIBLE AFTER RACING UP IN CLASS = Earned WPs