





2021 Power Motorsports OMRA XC Series



place	AA EX (AA)		Rd. 1	Rd. 2	Rd. 3	Rd. 4	WP	throw-out	Total
1	517	Reid Brown	0	75	75	75	75	0	225
2	777	Devin Watson	75	0	0	0		0	75
3	171	Trask Applegate	0	65	0	0		0	65
4	16	Jerry Van Loo	65	0	0	0		0	65

 = Earned WPs  * NOT ELIGIBLE AFTER RACING UP IN CLASS



place	Open EX (X)		Rd. 1	Rd. 2	Rd. 3	Rd. 4	WP	throw-out	Total
1	248	Jeff Gregory	55	75	60	75		55	210
2	30	Zak Hammond	60	65	75	65		60	205
3	211	Nathan Kay	0	45	65	50		0	160
4	508	Geoff Winner	45	60	0	55		0	160
5	34	Andrew Hutchins	0	50	60	45		0	155
6	167	Jarod Lee	75	0	0	0		0	75
7		Sean McColly	0	25	0	40		0	65
8	34	Bradon Long	65	0	0	0		0	65
9	247	Nick Wood	0	0	0	60		0	60
10	245	Dalton Tuor	0	55	0	0		0	55
11	242	Ryan Wallace	0	15	0	35		0	50
12	308	Joe Gaona	50	0	0	0		0	50
13	247	Dylan Tuor	0	40	0	0		0	40
14	31	Hunter Simington	40	0	0	0		0	40
15	132	Dylan Landolt	0	35	0	0		0	35
16	17	Scott Harrin	0	30	0	0		0	30
17	17	James McColly	0	20	0	0		0	20

 = Earned WPs  = NOT ELIGIBLE AFTER RACING UP IN CLASS



place	250 EX (Z)		Rd. 1	Rd. 2	Rd. 3	Rd. 4	WP	throw-out	Total
1	325	Ryley Bilderbeck	0	75	0	75		0	150
2	369	Brandon Clay	75	75	0	0	75	0	150
3	742	Luke Bennett	0	65	75	0		0	140

 = Earned WPs  * NOT ELIGIBLE AFTER RACING UP IN CLASS


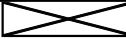
place	30 EX (U)		Rd. 1	Rd. 2	Rd. 3	Rd. 4	WP	throw-out	Total
1	187	Jake Naeve	65	75	75	75		65	225
2	214	Matthew Reno	60	60	60	65		60	185
3	253	Robert Wise	50	50	0	60	55	0	165
4	814	Randell Pinney	75	65	0	0		0	140
5	327	Brent Naeve	0	0	65	45		0	110
6		Chase Peters	0	0	0	55		0	55
7	111	Aaron Heath	55	0	0	0		0	55
8	44	Travis Watson	0	0	0	50		0	50
9	35	Nick Markell	45	0	0	0		0	45

 = Earned WPs  * NOT ELIGIBLE AFTER RACING UP IN CLASS



place	40 EX (V)		Rd. 1	Rd. 2	Rd. 3	Rd. 4	WP	throw-out	Total
1	62	Josh Huffman	75	65	75	75		65	225
2	26	Jeremiah Kirkes	0	75	0	0		0	75
3	31	John Simington	65	0	0	0		0	65
4	247	Nick Wood	0	60	0	0		0	60
5	68	Reno Marr	0	0	0	0	0	0	0
6	75	Justin Lewis	0	0	0	0	0	0	0
7	117	Woody Evans	0	0	0	0	0	0	0

 = Earned WPs  * NOT ELIGIBLE AFTER RACING UP IN CLASS



place	50 EX (R)		Rd. 1	Rd. 2	Rd. 3	Rd. 4	WP	throw-out	Total
1	586	Gary Mathis	0	50	65	75		0	190
2	727	John Jeschke	60	60	60	65		60	185
3	3	Michael Sheetz	55	55	55	0		0	165
4	22	Russ Manning	0	0	75	60		0	135
5	215	Ben Steele	0	75	0	0		0	75
6	32	Shane Nehls	75	0	0	0		0	75
7	343	Scott Griffith	0	65	0	0		0	65
8	689	Ralph Yanes	65	0	0	0		0	65
9	751	Paul Stevens	0		0	0	0	0	0
10	474	Dave Cady	0		0	0	0	0	0

 = Earned WPs  * NOT ELIGIBLE AFTER RACING UP IN CLASS



place	Women EX (K)		Rd. 1	Rd. 2	Rd. 3	Rd. 4	WP	throw-out	Total
1	311	Brooklyn Kay	0	0	75	75		0	150
2	3	Krystal Watson	75	0	0	0		0	75

 = Earned WPs  * NOT ELIGIBLE AFTER RACING UP IN CLASS



place	Open AM (A)		Rd. 1	Rd. 2	Rd. 3	Rd. 4	WP	throw-out	Total
1	21	Brandon Wickham	65	50	75	75		50	215
2	244	Sam Bush	0	55	65	65		0	185
3	242	Kris Regentin	75	65		0	35	0	175
4	121	Rogan Wienert	0	75	0	0		0	75
5	26	Ryan Mees	0	60		0	15	0	75
6		Dimitriy Gumenyuk	0	0	60	0		0	60
7	33	Raymond Seal	0	0	0	60		0	60
8		Nick Parker	60	0	0	0		0	60

 = Earned WPs  * NOT ELIGIBLE AFTER RACING UP IN CLASS



place	250 AM (E)		Rd. 1	Rd. 2	Rd. 3	Rd. 4	WP	throw-out	Total
1	113	Harrison Read	75	75	0	0		0	150
2	452	Timothy Swinkels	0	0	0	75		0	75

 = Earned WPs  * NOT ELIGIBLE AFTER RACING UP IN CLASS

place	30 AM (D)		Rd. 1	Rd. 2	Rd. 3	Rd. 4	WP	throw-out	Total
1	817	David Fulcer	60	75	75	75		60	225
2	152	Jeffrey Kmeic	55	65	65	0		0	185
3	134	Brent Lemler	75	0	0	0		0	75
4	969	Adam Bower	0	0	0	65		0	65
5	33	Caleb Fjarli	65	0	0	0		0	65
6		Nick Parker	0	0	60	0		0	60
7	122	Casey Wistrand	50	0	0	0		0	50
8	171	Robin Peart	45	0	0	0		0	45

 = Earned WPs  * NOT ELIGIBLE AFTER RACING UP IN CLASS

place	40 AM (F)		Rd. 1	Rd. 2	Rd. 3	Rd. 4	WP	throw-out	Total
1	13	Shane Cheek	0	75		75	75	0	225
2	226	Jeremy Applegate	75	0	75	60		0	210
3	818	Mike St. Claire	0	65		0	65	0	130
4		Matt Gotshalk	0	0	65	0		0	65
5	279	Ryan Ichimura	0	0	0	65		0	65
6	787	Jason Verner	65	0	0	0		0	65

 = Earned WPs  * NOT ELIGIBLE AFTER RACING UP IN CLASS

place	50 AM (Y)		Rd. 1	Rd. 2	Rd. 3	Rd. 4	WP	throw-out	Total
1	775	Dusty Smith	0	 	0	0	0	0	0
	 = Earned WPs			 	* NOT ELIGIBLE AFTER RACING UP IN CLASS				

place	60 AM (Q)		Rd. 1	Rd. 2	Rd. 3	Rd. 4	WP	throw-out	Total
1	640	Dave Anderson	65	75	75	0		0	215
2	48	Steve Croucher	75	0	0	0		0	75
	653	Don Myll	60	0	0	0		0	60
3	316	Ellis Cookman	55	0	0	0		0	55
	 = Earned WPs			 	* NOT ELIGIBLE AFTER RACING UP IN CLASS				

place	Women AM (W)		Rd. 1	Rd. 2	Rd. 3	Rd. 4	WP	throw-out	Total
1	331	Lydia Bashaw	0	0	75	0		0	75
	 = Earned WPs			 	* NOT ELIGIBLE AFTER RACING UP IN CLASS				

place	Women Beginner (T)		Rd. 1	Rd. 2	Rd. 3	Rd. 4	WP	throw-out	Total
1								0	0
2								0	0
3								0	0
	 = Earned WPs			 	* NOT ELIGIBLE AFTER RACING UP IN CLASS				

place	Beginner (B)		Rd. 1	Rd. 2	Rd. 3	Rd. 4	WP	throw-out	Total
1		Ben Huntington	0	0	75	0		0	75
	 = Earned WPs			 	* NOT ELIGIBLE AFTER RACING UP IN CLASS				

place	Junior EX		Rd. 1	Rd. 2	Rd. 3	Rd. 4	WP	throw-out	Total
1	244	Casey May	0	0	0	75		0	75
	 		* NOT ELIGIBLE AFTER RACING UP IN CLASS					 	